

# 2019



## St. Elizabeth Shelters Annual Report



**Winter at the Men's Emergency Shelter.**

| January - December 2018                            | People Served | Bed Nights    | Meals         | Case Management Units | Placed in Housing*   |
|--|---------------|---------------|---------------|-----------------------|----------------------|
| <b>Men's Emergency Shelter</b>                     | <b>325</b>    | <b>9,389</b>  | <b>20,652</b> | <b>7,222</b>          | <b>136/279 (45%)</b> |
| <b>Casa Familia<br/>(women and families)</b>       | <b>302</b>    | <b>8,160</b>  | <b>18,838</b> | <b>3,077</b>          | <b>155/264 (59%)</b> |
| <b>Casa Cerrillos<br/>(adults w/ disabilities)</b> | <b>30</b>     | <b>10,073</b> | <b>3,240</b>  | <b>6,372</b>          | <b>2/3 (67%)</b>     |
| <b>Sonrisa Family Program</b>                      | <b>36</b>     | <b>9,847</b>  | <b>-</b>      | <b>3,872</b>          | <b>7/10 (70%)</b>    |
| <b>Siringo Senior Program</b>                      | <b>9</b>      | <b>2,811</b>  | <b>-</b>      | <b>430</b>            | <b>1/1 (100%)</b>    |
| <b>Legal Clinic<br/>&amp; Homeless Court</b>       | <b>101</b>    | <b>-</b>      | <b>-</b>      | <b>212</b>            | <b>-</b>             |
| <b>Outreach Programs<sup>1</sup></b>               | <b>1,000</b>  | <b>-</b>      | <b>12,690</b> | <b>1,310</b>          | <b>-</b>             |
| <b>Total:</b>                                      | <b>1,803</b>  | <b>40,280</b> | <b>55,420</b> | <b>22,495</b>         | <b>301/576 (52%)</b> |

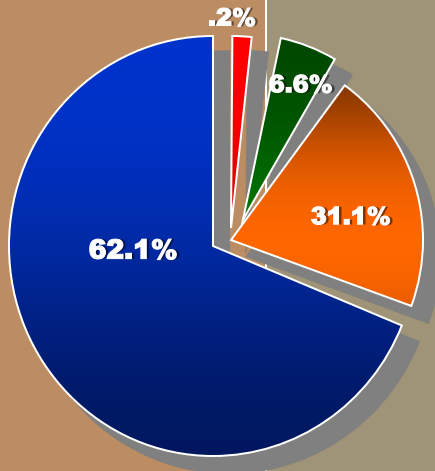
<sup>1</sup> Approximate number of non-residential clients served through referrals and disbursements of clothing, food, blankets, hygiene supplies, mail, etc.

\*Percentage of people leaving each program during the year who moved into housing

# 2019

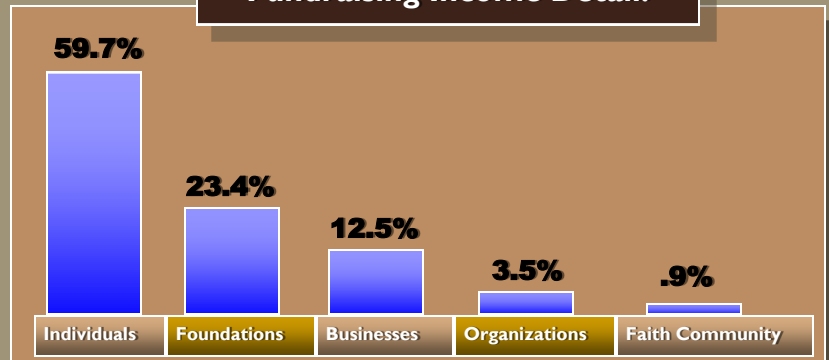
## Income & Expenses Annual Report

### Total Income:

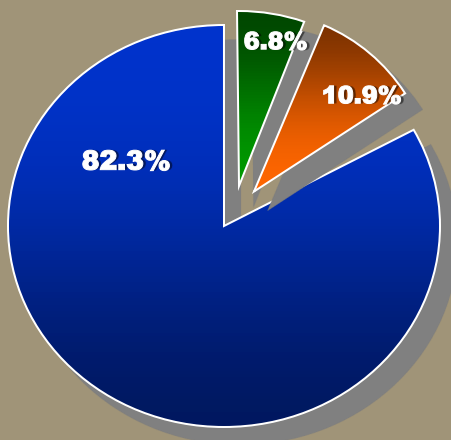


|                   |                    |
|-------------------|--------------------|
| Fundraising       | \$1,016,693        |
| Government        | \$508,496          |
| Rental            | \$107,213          |
| Investment/ Other | \$3,997            |
| <b>Total:</b>     | <b>\$1,636,399</b> |

### Fundraising Income Detail:



### Total Expenses:



|                  |                    |
|------------------|--------------------|
| Program Services | \$1,433,308        |
| Administration   | \$189,319          |
| Fundraising      | \$118,379          |
| <b>Total:</b>    | <b>\$1,741,006</b> |

### Program Services Expenses Detail:

|                         |       |
|-------------------------|-------|
| Siringo Senior          | 4.8%  |
| Sonrisa Family          | 12%   |
| Casa Cerrillos          | 20.3% |
| Casa Familia            | 30.7% |
| Men's Emergency Shelter | 32.2% |