

# 2020



## St. Elizabeth Shelters Annual Report



Farolitos outside the Men's Emergency Shelter remembered homeless individuals and advocates who died during the year.

January - December	People Served	Bed Nights	Meals	Case Management Units	Placed in Housing*
<b>Men's Emergency Shelter</b>	<b>183</b>	<b>5,515</b>	<b>12,250</b>	<b>4,656</b>	<b>70/160 (49%)</b>
<b>Casa Familia (women and families)</b>	<b>206</b>	<b>8,081</b>	<b>17,718</b>	<b>1,347</b>	<b>110/164 (67%)</b>
<b>Casa Cerrillos (adults w/ disabilities)</b>	<b>31</b>	<b>9,109</b>	<b>3,240</b>	<b>6,920</b>	<b>2/4 (50%)</b>
<b>Sonrisa Family Program</b>	<b>44</b>	<b>10,759</b>	<b>-</b>	<b>2,768</b>	<b>13/16 (81%)</b>
<b>Siringo Senior Program</b>	<b>8</b>	<b>2,928</b>	<b>-</b>	<b>480</b>	<b>0/0</b>
<b>Legal Clinic &amp; Homeless Court</b>	<b>44</b>	<b>-</b>	<b>-</b>	<b>161</b>	<b>-</b>
<b>Outreach Programs<sup>1</sup></b>	<b>500</b>	<b>-</b>	<b>14,360</b>	<b>1,796</b>	<b>-</b>
<b>Total:</b>	<b>1,016</b>	<b>36,392</b>	<b>47,568</b>	<b>18,128</b>	<b>195/344 (57%)</b>

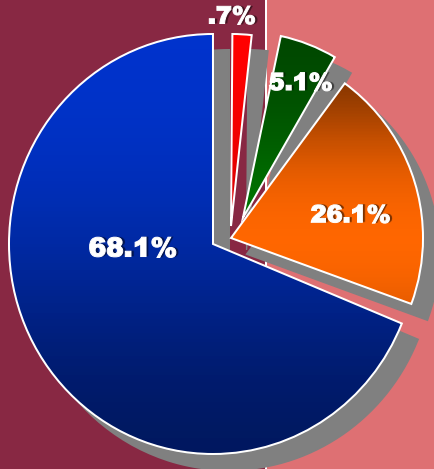
<sup>1</sup> Approximate number of non-residential clients served through referrals and disbursements of clothing, food, blankets, hygiene supplies, mail, etc.

\*Percentage of people leaving each program during the year who moved into housing

# 2020

## Income & Expenses Annual Report

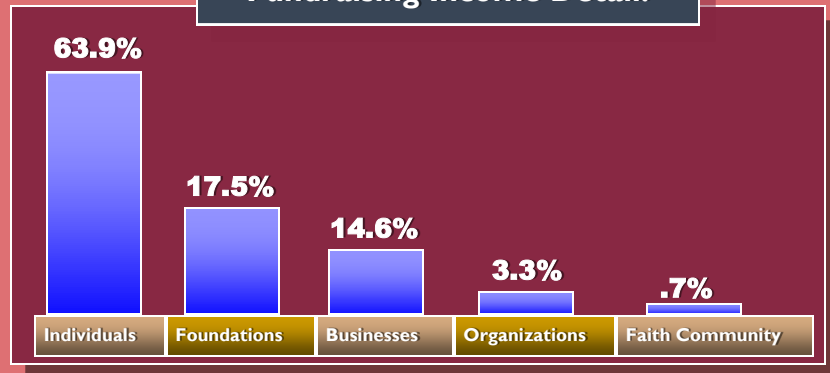
### Total Income:



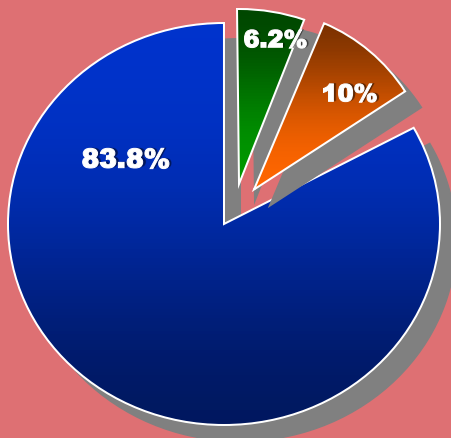
Fundraising	\$1,604,282*
Government	\$616,344
Rental	\$119,654
Investment/ Other	\$16,245
<b>Total:</b>	<b>\$2,356,525</b>

\*A significant one time bequest increased this amount by nearly 50% from previous year.

### Fundraising Income Detail:



### Total Expenses:



Program Services	\$1,580,278
Administration	\$189,221
Fundraising	\$117,115
<b>Total:</b>	<b>\$1,886,614</b>

### Program Services Expenses Detail:

Siringo Senior	4.4%
Sonrisa Family	12.1%
Casa Cerrillos	20.4%
Casa Familia	30.4%
Men's Emergency Shelter	32.7%