

Building Futures...Changing Lives



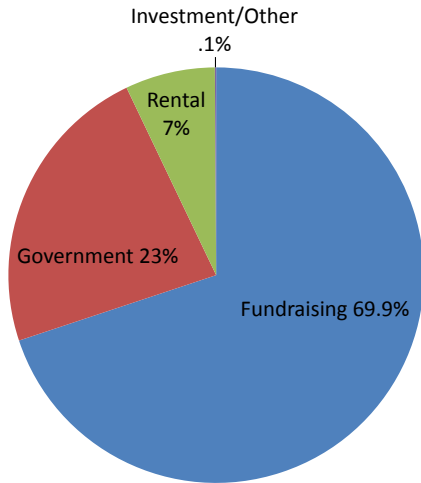
	People Served	Bed Nights	Meals	Placed in Housing *
Men's Emergency Shelter	438	9,536	19,930	168 (41%)
Casa Familia	260	8,186	16,374	94 (40%)
Casa Cerrillos	53	7,940	-	24 (83%)
Sonrisa Family	39	9,741	-	8 (100%)
Siringo Senior	10	2,928	-	2 (67%)
Resource Center	1,944	-	12,672	-
Community Reinvestment & HPRP	72	13,026	-	61 (85%)
Total:	2,816 ¹	51,357	48,976	357 (47%)

* Percentage of people leaving each program during the year who moved into housing

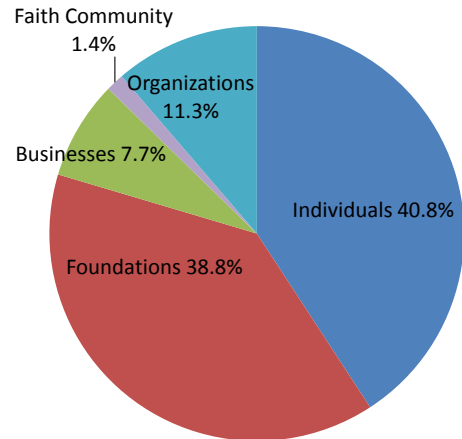
¹ Some clients were served by more than one program

2010 Income & Expenses

Total Income



Fundraising Income Detail

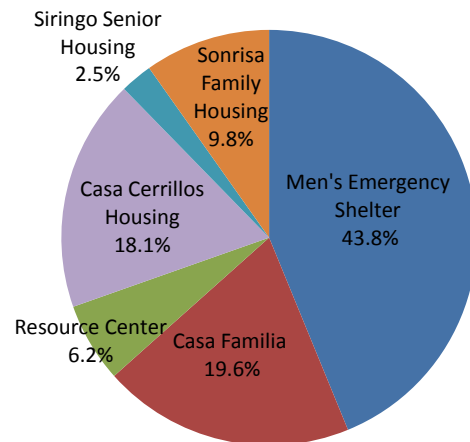
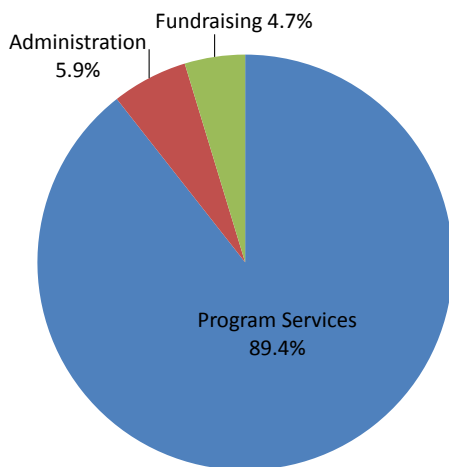


Total Income

Fundraising	\$1,050,748
Government	\$345,893
Rental	\$105,931
Investment/Other	\$1,710
Total	\$1,504,282

Program Services Expenses Detail

Total Expenses



Total Expenses

Program Services	\$1,306,427
Administration	\$85,836
Fundraising	\$69,059
Total	\$1,461,322

To make a donation or volunteer, call 505-982-6611 or visit our website at www.steshelter.org.