

Building Futures...Changing Lives

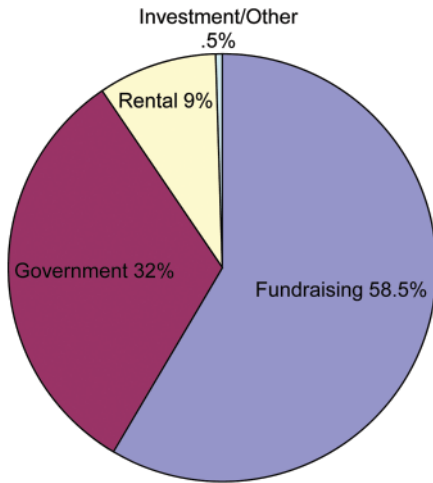


	People Served	Bed Nights	Meals	Placed in Permanent Housing *
Emergency Shelter	555	10,534	21,068	246 (46%)
Winter Overflow	578	5,700	8,829	-
Casa Cerrillos	62	8,391	-	27 (73%)
Sonrisa Family	53	8,043	-	29 (88%)
Siringo Senior	10	2,897	-	2 (100%)
Resource Center	1,743	-	10,148	-
Total:	3,001	35,565	40,045	304

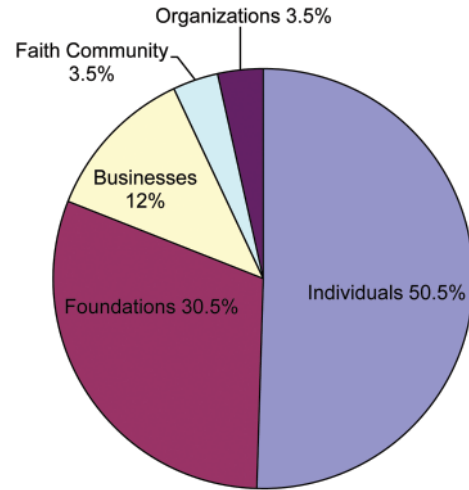
* Percentage of people leaving each program during the year who moved into permanent housing

2008 Income & Expense

Total Income



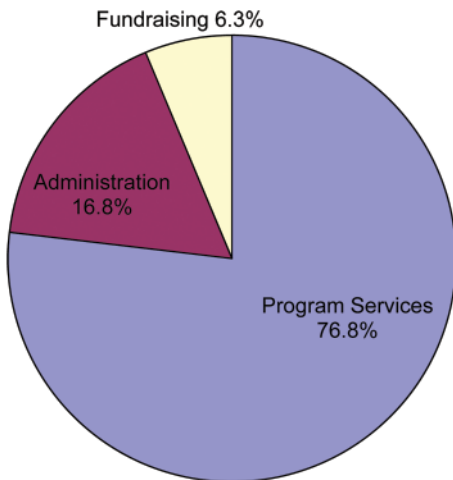
Fundraising Income Detail



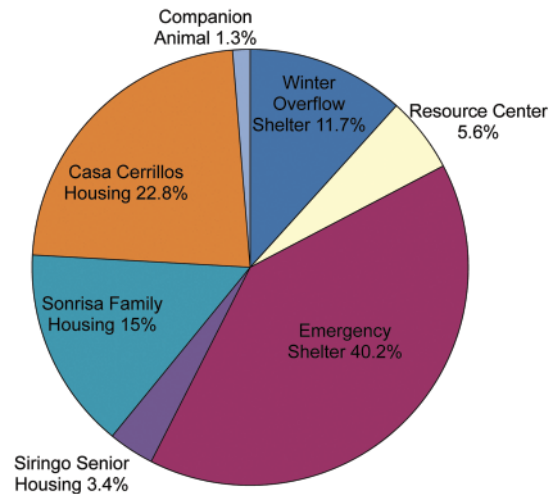
Total Income

Fundraising	\$718,064
Government	\$396,126
Rental	\$108,295
Investment/Other	\$5,386
Total	\$1,227,871

Total Expense



Program Services Expense Detail



Total Expense

Program Services	\$957,985
Administration	\$209,077
Fundraising	\$79,237
Total	\$1,246,999

To make a donation or volunteer, call 982-6611 or visit our website at www.steshelter.org